


Phase 1- Climate Action Strategies Community Preferences

Transportation

- A star indicates the most popular sector strategy statewide from community conversations.

| Strategy | Location | Date | Support | Ambivalent | Oppose | Majority |
|---|----------------|---------|---------|------------|--------|--|
| Create communities where it is easy and safe to get around without a car. | Gallup | 2.20.25 | 56% | 39% | 5% | 82% support |
| | Hobbs | 2.27.25 | 100% | 0% | 0% | |
| | Tucumcari | 3.6.25 | 25% | 15% | 60% | |
| | Silver City | 3.13.25 | 95% | 5% | 0% | |
| | Las Vegas | 3.20.25 | 100% | 0% | 0% | |
| | Albuquerque | 3.27.25 | 97% | 0% | 3% | |
| | Statewide Zoom | 4.3.25 | 100% | 0% | 0% | |
| Increase safety, availability and efficiency of public transit | Gallup | 2.20.25 | 90% | 10% | 0% | 83% support  |
| | Hobbs | 2.27.25 | 100% | 0% | 0% | |
| | Tucumcari | 3.6.25 | 0% | 33% | 67% | |
| | Silver City | 3.13.25 | 95% | 5% | 0% | |
| | Las Vegas | 3.20.25 | 100% | 0% | 0% | |
| | Albuquerque | 3.27.25 | 97% | 3% | 0% | |
| | Statewide Zoom | 4.3.25 | 100% | 0% | 0% | |
| Make it cheaper and easier to buy and charge electric vehicles. | Gallup | 2.20.25 | 50% | 35% | 15% | 61% support |
| | Hobbs | 2.27.25 | 69% | 31% | 0% | |
| | Tucumcari | 3.6.25 | 0% | 69% | 31% | |
| | Silver City | 3.13.25 | 76% | 18% | 6% | |
| | Las Vegas | 3.20.25 | 100% | 0% | 0% | |
| | Albuquerque | 3.27.25 | 70% | 27% | 3% | |
| | Statewide Zoom | 4.3.25 | 64% | 36% | 0% | |
| Make it easier and cheaper for freight, buses, delivery, | Gallup | 2.20.25 | 65% | 25% | 20% | 66% support |
| | Hobbs | 2.27.25 | 69% | 31% | 0% | |

| | | | | | | |
|---|----------------|---------|------|-----|-----|--------------------|
| and ride share vehicles to use cleaner fuels. | Tucumcari | 3.6.25 | 0% | 25% | 75% | |
| | Silver City | 3.13.25 | 91% | 9% | 0% | |
| | Las Vegas | 3.20.25 | 86% | 14% | 0% | |
| | Albuquerque | 3.27.25 | 84% | 13% | 3% | |
| | Statewide Zoom | 4.3.25 | 70% | 30% | 0% | |
| Help people repair and replace high polluting cars. | Gallup | 2.20.25 | 30% | 59% | 11% | 60% support |
| | Hobbs | 2.27.25 | 100% | 0% | 0% | |
| | Tucumcari | 3.6.25 | 0% | 25% | 75% | |
| | Silver City | 3.13.25 | 47% | 50% | 3% | |
| | Las Vegas | 3.20.25 | 86% | 14% | 0% | |
| | Albuquerque | 3.27.25 | 59% | 28% | 13% | |
| | Statewide Zoom | 4.3.25 | 100% | 0% | 0% | |

Energy

- A star indicates the most popular sector strategy statewide from community conversations.

| Strategy | Location | Date | Support | Ambivalent | Oppose | Majority |
|---|----------------|---------|---------|------------|--------|--------------------|
| Make it easier and cheaper to install solar panels and batteries for homes. | Gallup | 2.20.25 | 100% | 0% | 0% | 65% support |
| | Hobbs | 2.27.25 | 0% | 75% | 25% | |
| | Tucumcari | 3.6.25 | 0% | 41% | 59% | |
| | Silver City | 3.13.25 | 94% | 6% | 0% | |
| | Las Vegas | 3.20.25 | 100% | 0% | 0% | |
| | Albuquerque | 3.27.25 | 92% | 8% | 0% | |
| | Statewide Zoom | 4.3.25 | 71% | 29% | 0% | |
| Expand the electrical grid to support adding cheap and clean renewable power. | Gallup | 2.20.25 | 100% | 0% | 0% | 60% support |
| | Hobbs | 2.27.25 | 60% | 20% | 20% | |
| | Tucumcari | 3.6.25 | 11% | 33% | 56% | |
| | Silver City | 3.13.25 | 20% | 80% | 0% | |
| | Las Vegas | 3.20.25 | 71% | 29% | 0% | |
| | Albuquerque | 3.27.25 | 88% | 12% | 0% | |
| | Statewide Zoom | 4.3.25 | 68% | 32% | 0% | |
| Make it easier and cheaper for homes and businesses to save energy including upgrading appliances and | Gallup | 2.20.25 | 100% | 0% | 0% | 67% support |
| | Hobbs | 2.27.25 | 92% | 8% | 0% | |
| | Tucumcari | 3.6.25 | 5% | 28% | 67% | |
| | Silver City | 3.13.25 | 30% | 70% | 0% | |

| | | | | | | |
|---|---|---|--|--|--|-------------|
| HVAC systems and replacing gas, propane, or oil powered appliances with electric appliances. | Las Vegas Albuquerque Statewide Zoom | 3.20.25 3.27.25 4.3.25 | 71% 79% 90% | 29% 21% 10% | 0% 0% 0% | |
| Adopt and enforce the most recent building and energy codes for greater energy and safety. | Gallup Hobbs Tucumcari Silver City Las Vegas Albuquerque Statewide Zoom | 2.20.25 2.27.25 3.6.25 3.13.25 3.20.25 3.27.25 4.3.25 | 100% 36% 5% 23% 29% 100% 92% | 0% 18% 15% 61% 57% 0% 0% | 0% 46% 80% 16% 14% 0% 8% | 55% support |
| Make it easier for homes and businesses to get paid for utilizing less energy during peak demand. | Gallup Hobbs Tucumcari Silver City Las Vegas Albuquerque Statewide Zoom | 2.20.25 2.27.25 3.6.25 3.13.25 3.20.25 3.27.25 4.3.25 | 67% 75% 21% 81% 86% 88% 67% | 33% 0% 42% 19% 14% 28% 33% | 0% 25% 37% 0% 0% 0% 0% | 69% support |

Agriculture, Forest, Wilderness


- A star indicates the most popular sector strategy statewide from community conversations.

| Strategy | Location | Date | Support | Ambivalent | Oppose | Majority |
|---|---|---|--|---|--|-------------|
| Implement landscape- scale wildfire reduction and prevention practices in high-risk and high-priority watersheds throughout NM. | Gallup Hobbs Tucumcari Silver City Las Vegas Albuquerque Statewide Zoom | 2.20.25 2.27.25 3.6.25 3.13.25 3.20.25 3.27.25 4.3.25 | 71% 100% 38% 95% 100% 100% - | 29% 0% 25% 5% 0% 0% - | 0% 0% 37% 0% 0% 0% - | 84% support |
| Incorporate landscape-scale restoration that supports native plant communities, carbon storage, drought | Gallup Hobbs Tucumcari Silver City | 2.20.25 2.27.25 3.6.25 3.13.25 | 83% 100% 16% 100% | 17% 0% 16% 0% | 0% 0% 68% 0% | 83% support |

| | | | | | | |
|---|---|---|---|---|--|--------------------|
| prevention, and future climate resilience on natural and working lands. | Las Vegas Albuquerque Statewide Zoom | 3.20.25 3.27.25 4.3.25 | 100% 100% - | 0% 0% - | 0% 0% - | |
| Identify and implement strategies for collection and use of carbon data to evaluate climate efforts, carbon sequestration opportunities, and participation in carbon markets. | Gallup Hobbs Tucumcari Silver City Las Vegas Albuquerque Statewide Zoom | 2.20.25 2.27.25 3.6.25 3.13.25 3.20.25 3.27.25 4.3.25 | 83% 50% 0% 96% 43% 29% - | 17% 33% 5% 4% 57% 53% - | 0% 12% 95% 0% 0% 18% - | 50% support |
| Prioritize land for low carbon uses like parks, recreation, green spaces, conservation, and community gardens, particularly in low-income and disadvantaged communities. | Gallup Hobbs Tucumcari Silver City Las Vegas Albuquerque Statewide Zoom | 2.20.25 2.27.25 3.6.25 3.13.25 3.20.25 3.27.25 4.3.25 | 84% 62% 0% 96% 100% 100% - | 17% 38% 55% 4% 0% 0% - | 0% 0% 45% 0% 0% 0% - | 74% support |
| Incorporate traditional ecological knowledge and indigenous land management practices in conservation and forestry efforts. | Gallup Hobbs Tucumcari Silver City Las Vegas Albuquerque Statewide Zoom | 2.20.25 2.27.25 3.6.25 3.13.25 3.20.25 3.27.25 4.3.25 | 100% 80% 20% 100% 100% 100% - | 0% 20% 40% 0% 0% 0% - | 0% 0% 40% 0% 0% 0% - | 83% support |
| Encourage agricultural soil management practices that enhance carbon storage and water retention. | Gallup Hobbs Tucumcari Silver City Las Vegas Albuquerque Statewide Zoom | 2.20.25 2.27.25 3.6.25 3.13.25 3.20.25 3.27.25 4.3.25 | 100% 92% 0% 100% 86% 100% - | 0% 8% 11% 0% 14% 0% - | 0% 0% 88% 0% 0% 0% - | 80% |


Waste and Materials

- A star indicates the most popular sector strategy statewide from community conversations.

| Strategy | Location | Date | Support | Ambivalent | Oppose | Majority |
|--|----------------|---------|---------|------------|--------|--|
| Capture waste gas (methane) from sites like landfills and dairies to reduce greenhouse gas emissions or make electricity and cleaner fuel. | Gallup | 2.20.25 | 50% | 50% | 0% | 64% support |
| | Hobbs | 2.27.25 | 100% | 0% | 0% | |
| | Tucumcari | 3.6.25 | 0% | 10% | 90% | |
| | Silver City | 3.13.25 | 94% | 6% | 0% | |
| | Las Vegas | 3.20.25 | 100% | 0% | 0% | |
| | Albuquerque | 3.27.25 | 57% | 43% | 0% | |
| | Statewide Zoom | 4.3.25 | 46% | 54% | 0% | |
| Support wastewater treatment plants in creating compost from treated waste. | Gallup | 2.20.25 | 0% | 100% | 0% | 65% support |
| | Hobbs | 2.27.25 | 100% | 0% | 0% | |
| | Tucumcari | 3.6.25 | 46% | 8% | 46% | |
| | Silver City | 3.13.25 | 47% | 29% | 24% | |
| | Las Vegas | 3.20.25 | 100% | 0% | 0% | |
| | Albuquerque | 3.27.25 | 78% | 17% | 5% | |
| | Statewide Zoom | 4.3.25 | 83% | 17% | 0% | |
| Make it easier to compost at home and places where food is served. | Gallup | 2.20.25 | 100% | 0% | 0% | 83% support  |
| | Hobbs | 2.27.25 | 78% | 22% | 0% | |
| | Tucumcari | 3.6.25 | 31% | 44% | 25% | |
| | Silver City | 3.13.25 | 88% | 12% | 0% | |
| | Las Vegas | 3.20.25 | 100% | 0% | 0% | |
| | Albuquerque | 3.27.25 | 100% | 0% | 0% | |
| | Statewide Zoom | 4.3.25 | 86% | 14% | 0% | |
| Reduce the amount of construction and demolition waste. | Gallup | 2.20.25 | 100% | 0% | 0% | 80% support |
| | Hobbs | 2.27.25 | 100% | 0% | 0% | |
| | Tucumcari | 3.6.25 | 8% | 77% | 15% | |
| | Silver City | 3.13.25 | 100% | 0% | 0% | |
| | Las Vegas | 3.20.25 | 86% | 0% | 14% | |
| | Albuquerque | 3.27.25 | 86% | 14% | 0% | |
| | Statewide Zoom | 4.3.25 | 77% | 15% | 8% | |
| Make it easier and cheaper to use low carbon concrete and other materials. | Gallup | 2.20.25 | 0% | 100% | 0% | 61% support |
| | Hobbs | 2.27.25 | 80% | 20% | 0% | |
| | Tucumcari | 3.6.25 | 5% | 17% | 78% | |
| | Silver City | 3.13.25 | 60% | 40% | 0% | |
| | Las Vegas | 3.20.25 | 100% | 0% | 0% | |

| | | | | | | |
|--|----------------|---------|------|-----|----|--|
| | Albuquerque | 3.27.25 | 79% | 21% | 0% | |
| | Statewide Zoom | 4.3.25 | 100% | 0% | 0% | |

Industry

| Strategy | Location | Date | Support | Ambivalent | Oppose | Majority |
|--|----------------|---------|---------|------------|--------|---|
| Continue to invest in the reduction of greenhouse gas emissions from oil and gas activities, for example by identifying and fixing leaking infrastructure or electrifying equipment. | Gallup | 2.20.25 | 100% | 0% | 0% | 78% support  |
| | Hobbs | 2.27.25 | 79% | 14% | 7% | |
| | Tucumcari | 3.6.25 | 0% | 15% | 85% | |
| | Silver City | 3.13.25 | 93% | 7% | 0% | |
| | Las Vegas | 3.20.25 | 86% | 0% | 14% | |
| | Albuquerque | 3.27.25 | 90% | 10% | 0% | |
| | Statewide Zoom | 4.3.25 | 100% | 0% | 0% | |
| Continue to plug or remediate abandoned wells and oil and gas infrastructure throughout NM. | Gallup | 2.20.25 | 60% | 40% | 0% | 60% support |
| | Hobbs | 2.27.25 | 60% | 20% | 20% | |
| | Tucumcari | 3.6.25 | 17% | 56% | 27% | |
| | Silver City | 3.13.25 | 100% | 0% | 0% | |
| | Las Vegas | 3.20.25 | 86% | 14% | 0% | |
| | Albuquerque | 3.27.25 | 50% | 20% | 30% | |
| | Statewide Zoom | 4.3.25 | 50% | 50% | 0% | |
| Continue to reduce carbon dioxide in the atmosphere through carbon capture efforts. | Gallup | 2.20.25 | 100% | 0% | 0% | 49% support |
| | Hobbs | 2.27.25 | 100% | 0% | 0% | |
| | Tucumcari | 3.6.25 | 0% | 9% | 91% | |
| | Silver City | 3.13.25 | 29% | 42% | 29% | |
| | Las Vegas | 3.20.25 | 71% | 29% | 0% | |
| | Albuquerque | 3.27.25 | 0% | 60% | 40% | |
| | Statewide Zoom | 4.3.25 | 44% | 44% | 12% | |
| Increase monitoring and enforcement capacity for state emissions regulations. | Gallup | 2.20.25 | 100% | 0% | 0% | 76% support |
| | Hobbs | 2.27.25 | 45% | 45% | 10% | |
| | Tucumcari | 3.6.25 | 0% | 0% | 100% | |
| | Silver City | 3.13.25 | 87% | 13% | 0% | |
| | Las Vegas | 3.20.25 | 100% | 0% | 0% | |

| | | | | | | |
|---|----------------|---------|------|------|-----|-----------------------|
| | Albuquerque | 3.27.25 | 100% | 0% | 0% | |
| | Statewide Zoom | 4.3.25 | 100% | 0% | 0% | |
| Create a clean hydrogen hub in NM. | Gallup | 2.20.25 | 0% | 100% | 0% | 49% ambivalent |
| | Hobbs | 2.27.25 | 83% | 17% | 0% | |
| | Tucumcari | 3.6.25 | 12% | 65% | 23% | |
| | Silver City | 3.13.25 | 13% | 13% | 74% | |
| | Las Vegas | 3.20.25 | 43% | 43% | 14% | |
| | Albuquerque | 3.27.25 | 38% | 31% | 31% | |
| | Statewide Zoom | 4.3.25 | 0% | 71% | 29% | |
| Explore opportunities for carbon markets in NM. | Gallup | 2.20.25 | 0% | 100% | 0% | 54% ambivalent |
| | Hobbs | 2.27.25 | 33% | 50% | 17% | |
| | Tucumcari | 3.6.25 | 6% | 0% | 94% | |
| | Silver City | 3.13.25 | 13% | 73% | 14% | |
| | Las Vegas | 3.20.25 | 43% | 43% | 14% | |
| | Albuquerque | 3.27.25 | 0% | 50% | 50% | |
| | Statewide Zoom | 4.3.25 | 9% | 64% | 27% | |